



KING COUNTY

1200 King County Courthouse
516 Third Avenue
Seattle, WA 98104

Signature Report

Ordinance 19946

Proposed No. 2025-0153.1

Sponsors Perry

1 AN ORDINANCE adopting and ratifying amendments to
2 the 2021 King County Countywide Planning Policies.

3 BE IT ORDAINED BY THE COUNCIL OF KING COUNTY:

4 **SECTION 1. Findings:**

5 A. The 2021 King County Countywide Planning Policies were adopted by King
6 County via Ordinance 19384, which established 2019-2044 growth targets for King
7 County jurisdictions in Table DP-1.

8 B. The 2021 King County Countywide Planning Policies were amended by King
9 County via Ordinance 19660, which established jurisdictional housing need values
10 commensurate to growth targets.

11 C. On March 26, 2022, the King County Growth Management Planning Council
12 approved Motion 25-1, which recommended revised growth targets and housing need
13 values for the cities of Carnation and Snoqualmie.

14 **SECTION 2.** The amendments to the 2021 King County Countywide Planning
15 Policies, as shown in Attachment A to this ordinance, are hereby adopted by King County
16 and ratified on behalf of the population of unincorporated King County.

17 **SECTION 3. Severability.** If any provision of this ordinance or its application to

Ordinance 19946


- 18 any person or circumstance is held invalid, the remainder of the ordinance or the
- 19 application of the provision to persons or circumstances is not affected.

Ordinance 19946 was introduced on 6/3/2025 and passed by the Metropolitan King County Council on 7/1/2025, by the following vote:

Yes: 8 - Balducci, Barón, Dembowski, Dunn, Mosqueda, Quinn,
von Reichbauer and Zahilay
Excused: 1 - Perry

KING COUNTY COUNCIL
KING COUNTY, WASHINGTON

Signed by:



1AEA3C5077F8485...

Girmay Zahilay, Chair

ATTEST:

DocuSigned by:




8DE1BB375AD3422...

Melani Hay, Clerk of the Council

APPROVED this ____ day of 7/14/2025, ____.

Signed by:



AAA4841FD7644BE...

Shannon Braddock, County Executive

Attachments: A. GMPC Motion 25-1

03/26/2025

Sponsored By: ATTACHMENT A
Executive Committee**GMPC MOTION 25-1**

A MOTION to amend the King County Countywide Planning Policies,
amending the growth target and housing need tables for the cities of
Carnation and Snoqualmie.

WHEREAS, the King County Countywide Planning Policies were adopted and ratified by the
King County Council by Ordinance 19384 on December 21, 2021, and ratified by the cities in King
County on April 6, 2022; and

WHEREAS, the King County Countywide Planning Policies adopted new housing unit and
employment growth targets for unincorporated King County and all cities within King County; and

WHEREAS, Development Patterns policies 13 and 14 (DP-13 and DP-14) within the King
County Countywide Planning Policies were also amended to state that the Growth Management Planning
Council shall create a coordinated countywide process to reconcile growth targets that implements the
Puget Sound Regional Council's VISION 2050 Regional Growth Strategy and Regional Growth Strategy
Action Nine (RGS-Action-9), and that jurisdictions shall use the adopted growth targets as land use
assumptions in comprehensive plans; and

WHEREAS, reconciling growth targets, or a "reconciliation process," amends growth targets to
be consistent with comprehensive plan land use assumptions; and

WHEREAS, the Washington State Legislature adopted House Bill 1220 in 2021, which amended
the Growth Management Act to require jurisdictions to plan for and accommodate housing affordable to
all income segments of the population, and resulted in other substantive changes to how jurisdictions plan
for housing in the housing element of their comprehensive plan; and

WHEREAS, the King County Countywide Planning Policies were amended by King County
Council through Ordinance 19660 adopted August 15, 2023, and ratified November 30, 2023, to support
comprehensive planning under House Bill 1220, in part by establishing housing need by income for cities
and unincorporated King County that, in sum, equates to a jurisdiction's housing growth target; and

03/26/2025
GMPC Motion 25-1

WHEREAS, in 2022 and 2023, after growth targets were adopted and before the due date for periodic update of comprehensive plans, the Washington State Legislature adopted additional amendments to the Growth Management Act through House Bills 1241 and 1110, increasing urban residential capacity and affecting how jurisdictions plan for growth; and

WHEREAS, in March 2024, the City of Snoqualmie notified the King County Growth Management Planning Council that it was requesting the Growth Management Planning Council conduct a reconciliation process as described in Countywide Planning Policy DP-13 to amend its housing growth target; and

WHEREAS, the Growth Management Planning Council began its discussion of a reconciliation process at their March 27, 2024, meeting, weighing the consequences of conducting a reconciliation process, including when such a process was warranted; and

WHEREAS, at its July 24, 2024 meeting, the Growth Management Planning Council identified a set of guiding principles that establish criteria for holding a reconciliation process and evaluating requests, including:

1. Reconciliation/amendments may be pursued when significant changes to the planning framework or local circumstances that could not have been anticipated have occurred since target adoption.
2. Reconciliation/amendments may be allowed where adherence to the adopted targets creates a conflict with other Growth Management Act goals (e.g., environmental issues, infrastructure to serve growth).
3. Jurisdictions are responsible for demonstrating need, consistent with the threshold and principles for reconciliation, for the requested target change.
4. Jurisdictions should directly request reconciliation or amendment of their target.
5. Amended targets must further King County's alignment with the Regional Growth Strategy and protect the integrity of the growth target setting process.

03/26/2025
GMPC Motion 25-1

6. Growth Management Planning Council staff will coordinate with the Puget Sound Regional Council and Commerce to minimize any risk to plan certification.

7. Growth targets should only be redistributed when countywide housing needs are addressed.

8. Reconciliation should limit impacts to jurisdictions not requesting amended targets; and

WHEREAS, at its July 24, 2024, the Growth Management Planning Council directed staff to canvas King County jurisdictions for interest in reconciliation and seek written requests from interested jurisdictions; and

WHEREAS, in August 2024, Carnation and Snoqualmie submitted detailed requests to the Growth Management Planning Council to decrease their housing growth targets to 350 and 719 housing units, respectively, and adjust the associated housing need; and

WHEREAS, the Growth Management Planning Council considered these requests against the guiding principles for reconciliation, the related King County Countywide Planning Policies, and the related VISION 2050 Multicounty Planning Policies; and

WHEREAS, the Growth Management Planning Council determined that significant and unanticipated changes to King County's planning framework and local circumstances have occurred since growth targets were adopted, and that the requests from Carnation and Snoqualmie met the criteria stipulated in the guiding principles for reconciliation process; and

WHEREAS, while reducing housing growth targets and related housing need decreases King County's overall housing growth allocation, it is offset by additional housing added by other jurisdictions during the 2021 growth target setting process, the reconciled housing growth targets are consistent with the 2021 target setting process, and the requested reduction in growth targets improves King County's alignment with the VISION 2050 Regional Growth Strategy for the Cities and Towns Regional Geography; and

WHEREAS, the GMPC recognized that reconciling growth targets could be a precedent setting action, and as such, directed that this reconciliation process does not establish a precedent or permanent process;


03/26/2025
GMPC Motion 25-1

NOW, THEREFORE, BE IT MOVED that the Growth Management Planning Council:

A. Recommends approval of amendments to the King County Countywide Planning Policies amending growth targets and housing need for the cities of Carnation and Snoqualmie, included with this motion as Attachment A; and

B. Recommends that in 2026, its staff analyze comprehensive plan growth assumptions and reported capacity after the periodic update of comprehensive plans is complete to inform required monitoring of the Countywide Planning Policies, the next version of the Urban Growth Capacity Report, and growth targets and housing need that support the 2034 periodic update; and

C. Recommends that in 2025 through 2026, if requested and consistent with the Growth Management Planning Council's guiding principles for reconciliation, its staff will support a jurisdiction that seeks to increase housing growth targets and housing need in the amounts removed during this reconciliation process to ensure alignment with regional and countywide policy and pursue available grant funding opportunities.



Shannon Braddock, Chair, Growth Management Planning Council

Attachments

A: Amendments to the growth targets and housing need tables for the cities of Carnation and Snoqualmie in the King County Countywide Planning Policies

**Attachment A: Amendments to 2021 King County Countywide Planning Policies –
Carnation and Snoqualmie Growth Targets**

In the Countywide Planning Policies Development Patterns Chapter, starting on page 23, amend as follows:

Table DP-1: King County Jurisdiction Growth Targets 2019-2044			
Net New Units and Jobs			
Jurisdiction		2019-2044 Housing Target	2019-2044 Job Target
Metro Cities	Bellevue	35,000	70,000
	Seattle	112,000	169,500
Metropolitan Cities Subtotal		147,000	239,500
Core Cities	Auburn	12,000	19,520
	Bothell	5,800	9,500
	Burien	7,500	4,770
	Federal Way	11,260	20,460
	Issaquah	3,500	7,950
	Kent	10,200	32,000
	Kirkland	13,200	26,490
	Redmond	20,000	24,000
	Renton	17,000	31,780
	SeaTac	5,900	14,810
	Tukwila	6,500	15,890
Core Cities Subtotal		112,860	207,170
High Capacity Transit Communities	Des Moines	3,800	2,380
	Federal Way PAA	1,020	720
	Kenmore	3,070	3,200
	Lake Forest Park	870	550
	Mercer Island	1,239	1,300
	Newcastle	1,480	500
	North Highline PAA	1,420	1,220
	Renton PAA - East Renton	170	0
	Renton PAA - Fairwood	840	100
	Renton PAA - Skyway/West Hill	670	600
	Shoreline	13,330	10,000
	Woodinville	2,033	5,000
High Capacity Transit Communities Subtotal		29,942	25,570

Table DP-1: King County Jurisdiction Growth Targets 2019-2044			
Net New Units and Jobs			
Jurisdiction		2019-2044 Housing Target	2019-2044 Job Target
Cities and Towns	Algona	170	325
	Beaux Arts	1	0
	Black Diamond	2,900	680
	Carnation	((799)) <u>350</u>	450
	Clyde Hill	10	10
	Covington	4,310	4,496
	Duvall	890	990
	Enumclaw	1,057	989
	Hunts Point	1	0
	Maple Valley	1,720	1,570
	Medina	19	0
	Milton	50	900
	Normandy Park	153	35
	North Bend	1,748	2,218
	Pacific	135	75
	Sammamish	2,100	728
	Skykomish	10	0
	Snoqualmie	((1,500)) <u>719</u>	4,425
	Yarrow Point	10	0
Cities and Towns Subtotal		((17,583)) <u>16,353</u>	17,891
Urban Unincorporated	Auburn PAA	12	0
	Bellevue PAA	17	0
	Black Diamond PAA	328	0
	Issaquah PAA	35	0
	Kent PAA	3	300
	Newcastle PAA	1	0
	Pacific PAA	134	0
	Redmond PAA	120	0
	Sammamish PAA	194	0
	Unaffiliated Urban Unincorporated	448	400
Urban Unincorporated Subtotal		1,292	700
Urban Growth Area Total		((308,677)) <u>307,447</u>	490,831

In the Countywide Planning Policies Housing Chapter, starting on page 39, amend as follows:

Table H-1: King County Countywide and Jurisdictional Housing Needs 2019-2044

		Countywide Net New Permanent Housing Units Needed, 2019-2044 ²								Countywide Net New Emergency Housing Needs ³
		Total	0 to ≤30% Non-PSH	PSH	>30 to ≤50%	>50 to ≤80%	>80 to ≤100%	>100 to ≤120%	>120%	
Countywide Total Future Housing Needed: 2044		((1,269,628)) 1,268,398	((113,790)) 113,644	((49,064)) 49,060	((139,718)) 139,596	((177,590)) 177,461	((195,934)) 195,825	((136,061)) 135,938	((457,471)) 456,874	((65,054)) 65,026
Countywide Baseline Housing Supply: 2019⁴		960,951	32,213	6,168	91,505	155,214	181,009	119,133	375,709	6,071
Countywide Net New Housing Needed: 2019-2044		((308,677)) 307,447	((81,577)) 81,431	((42,896)) 42,892	((48,213)) 48,091	((22,376)) 22,247	((14,925)) 14,816	((16,928)) 16,805	((81,762)) 81,165	((58,983)) 58,955
		Jurisdictional Net New Permanent Housing Units Needed, 2019-2044								Jurisdictional Net New Emergency Housing Needs
		Total	0 to ≤30% Non-PSH	PSH	>30 to ≤50%	>50 to ≤80%	>80 to ≤100%	>100 to ≤120%	>120%	
Metropolitan Cities	Bellevue	35,000	11,925	6,270	8,780	2,671	703	798	3,853	6,688
	Seattle	112,000	28,572	15,024	19,144	7,986	5,422	6,150	29,702	21,401
Core Cities	Auburn	12,000	1,543	812	309	616	1,146	1,299	6,275	2,293
	Bothell	5,800	2,100	1,105	819	654	147	167	808	1,108
	Burien	7,500	1,444	759	524	407	574	650	3,142	1,433
	Federal Way	11,260	1,799	946	842	208	981	1,112	5,372	2,152
	Issaquah	3,500	1,093	575	868	460	66	75	363	669
	Kent	10,200	1,872	984	788	318	820	929	4,489	1,949
	Kirkland	13,200	4,842	2,546	3,052	1,022	228	259	1,251	2,522
	Redmond	20,000	7,025	3,694	3,870	2,765	348	394	1,904	3,822
	Renton	17,000	4,110	2,161	1,624	1,019	1,062	1,205	5,819	3,248
	SeaTac	5,900	646	340	183	143	603	683	3,302	1,127
	Tukwila	6,500	896	471	274	214	610	692	3,343	1,242

²The countywide need projections are derived from the Washington State Department of Commerce and were adjusted to align with the adopted housing growth targets for the planning period to ensure jurisdictions are planning for growth that is consistent with the goals of the Development Patterns Chapter.

³ "Emergency Housing" includes emergency housing and emergency shelter and is in addition to permanent housing needs.

⁴ Data on baseline housing supply is estimated using 2020 Office of Financial Management data on total housing units, and 2014-2018 Comprehensive Housing Affordability Strategy and 2020 Public Use Microdata Sample data on the distribution of units at different income levels. These data sources are used to align with Department of Commerce countywide need baseline data, even though the King County growth target setting process began in 2019.

		Jurisdictional Net New Permanent Housing Units Needed, 2019-2044								Jurisdictional Net New Emergency Housing Needs
		Total	0 to ≤30% Non-PSH	PSH	>30 to ≤50%	>50 to ≤80%	>80 to ≤100%	>100 to ≤120%	>120%	
High Capacity Transit Communities	Des Moines	3,800	790	415	231	227	281	318	1,538	726
	Kenmore	3,070	1,063	559	483	393	75	85	412	587
	Lake Forest Park	870	313	164	143	140	14	16	80	166
	Mercer Island	1,239	339	178	202	488	4	5	23	237
	Newcastle	1,480	627	329	433	22	9	10	50	283
	Shoreline	13,330	3,617	1,902	2,710	740	573	650	3,138	2,547
	Woodinville	2,033	854	449	354	156	29	33	158	388
Cities and Towns	Algona	170	32	17	8	7	14	16	76	32
	Beaux Arts ⁵	1	1	-	-	-	-	-	-	-
	Black Diamond	2,900	745	392	203	410	151	171	828	554
	Carnation	((799)) 350	((239)) 189	((126)) 127	((23)) 13	((85)) 23	((43)) 0	((48)) 1	((235)) 0	((153)) 143
	Clyde Hill	10	3	2	2	3	-	-	-	2
	Covington	4,310	1,016	535	603	-	283	321	1,552	824
	Duvall	890	268	141	-	266	28	32	155	170
	Enumclaw	1,057	162	85	39	61	93	106	511	202
	Hunts Point ⁵	1	1	-	-	-	-	-	-	-
	Maple Valley	1,720	542	285	320	26	72	81	394	329
	Medina	19	5	3	3	8	-	-	-	4
	Milton	50	13	7	-	8	3	3	16	10
	Normandy Park	153	41	21	32	17	6	6	30	29
	North Bend	1,748	433	228	121	221	98	111	536	334
	Pacific	135	23	12	4	6	12	13	65	26
	Sammamish	2,100	950	499	419	232	-	-	-	401
	Skykomish	10	2	1	-	1	1	1	4	2
	Snoqualmie	((1,500)) 719	((472)) 374	((248)) 244	((233)) 117	((82)) 16	((61)) 0	((69)) 0	((335)) 0	((287)) 269
	Yarrow Point	10	4	2	3	1	-	-	-	2

⁵ Beaux Arts Village and Hunts Point both have growth targets of one unit, meaning their total need allocated is also one unit. The allocation process divides that unit up into multiple area median income bands, but to get need allocations that are whole numbers, we round all allocations in each area median income band and the emergency housing/shelter category.

		Jurisdictional Net New Permanent Housing Units Needed, 2019-2044								Jurisdictional Net New Emergency Housing Needs
		Total	0 to ≤30%		>30 to ≤50%	>50 to ≤80%	>80 to ≤100%	>100 to ≤120%	>120%	
Urban Unincorporated	Urban									
	Unincorporated ⁶	5,412	1,157	608	571	292	366	415	2,003	1,034

⁶ This includes all Potential Annexation Areas within the High Capacity Transit Communities and Urban Unincorporated King County regional geographies.

In the Countywide Planning Policies Appendix 4: Housing Technical Appendix, starting on page 75, amend as follows:

To arrive at countywide net new permanent housing needs for by income level and permanent supportive housing, King County selected the net new units needed from Commerce's medium projections and scaled the net new units needed proportionately to equal King County's housing growth target to build on and maintain consistency with the population projection and assumptions about regional growth. The 2025 reconciliation process reduced housing growth targets for the cities of Carnation and Snoqualmie. To meet the Department of Commerce's minimum standards for allocating housing need, the total housing need for these two cities is slightly higher than either city's housing growth target.

In the Countywide Planning Policies Appendix 4: Housing Technical Appendix, starting on page 77 , amend as follows:

Table H-2: King County Countywide and Jurisdictional Housing Needs 2019-2044

			Countywide Permanent Housing Needs ⁷								Countywide Emergency Housing Needs ⁸
			Total	0 to ≤30%		>30 to ≤50%	>50 to ≤80%	>80 to ≤100%	>100 to ≤120%	>120%	
Countywide Total Future Housing Needed: 2044			((1,269,628))	((113,790))	((49,064))	((139,718))	((177,590))	((195,934))	((136,061))	((457,471))	((65,054))
			<u>1,268,398</u>	<u>113,644</u>	<u>49,060</u>	<u>139,596</u>	<u>177,461</u>	<u>195,825</u>	<u>135,938</u>	<u>456,874</u>	<u>65,026</u>
Countywide Baseline Housing Supply: 2019 ⁹			960,951	32,213	6,168	91,505	155,214	181,009	119,133	375,709	6,071
Countywide Net New Housing Needed: 2019-2044			((308,677))	((81,577))	((42,896))	((48,213))	((22,376))	((14,925))	((16,928))	((81,762))	((58,983))
			<u>307,447</u>	<u>81,431</u>	<u>42,892</u>	<u>48,091</u>	<u>22,247</u>	<u>14,816</u>	<u>16,805</u>	<u>81,165</u>	<u>58,955</u>
			Jurisdictional Permanent Housing Needs								Jurisdictional Emergency Housing Needs
			Total	0 to ≤30%		>30 to ≤50%	>50 to ≤80%	>80 to ≤100%	>100 to ≤120%	>120%	
Metropolitan Cities	Bellevue	Total Future Need: 2044	99,687	13,680	6,392	11,121	8,213	13,622	9,186	37,473	6,888
		Baseline Supply: 2019	64,687	1,755	122	2,341	5,542	12,919	8,388	33,620	200
		Net New Need: 2019-2044	35,000	11,925	6,270	8,780	2,671	703	798	3,853	6,688
	Seattle	Total Future Need: 2044	480,307	42,041	20,255	45,691	62,050	76,752	50,327	183,191	25,734
		Baseline Supply: 2019	368,307	13,469	5231	26,547	54,064	71,330	44,177	153,489	4,333
		Net New Need: 2019-2044	112,000	28,572	15,024	19,144	7,986	5,422	6,150	29,702	21,401
Core Cities	Auburn	Total Future Need: 2044	40,049	2,619	1,049	8,338	8,691	5,573	4,601	9,178	2,351
		Baseline Supply: 2019	28,049	1,076	237	8,029	8,075	4,427	3,302	2,903	58
		Net New Need: 2019-2044	12,000	1,543	812	309	616	1,146	1,299	6,275	2,293
	Bothell	Total Future Need: 2044	18,482	2,487	1,105	2,077	2,401	2,679	2,026	5,707	1,119
		Baseline Supply: 2019	12,682	387	-	1,258	1,747	2,532	1,859	4,899	11
		Net New Need: 2019-2044	5,800	2,100	1,105	819	654	147	167	808	1,108
	Burien	Total Future Need: 2044	28,285	2,434	759	4,457	5,849	4,346	3,354	7,086	1,683
		Baseline Supply: 2019	20,785	990	-	3,933	5,442	3,772	2,704	3,944	250

⁷ The countywide need projections are derived from the Washington State Department of Commerce and were adjusted to align with the adopted housing growth targets for the planning period to ensure jurisdictions are planning for growth that is consistent with the goals of the Development Patterns Chapter.

⁸ "Emergency Housing" includes emergency housing and emergency shelter and is in addition to permanent housing needs.

⁹ Data on baseline housing supply is estimated using 2020 Office of Financial Management data on total housing units, and 2014-2018 Comprehensive Housing Affordability Strategy and 2020 Public Use Microdata Sample data on the distribution of units at different income levels. These data sources are used to align with Department of Commerce countywide need baseline data, even though the King County growth target setting process began in 2019.

Net New Need: 2019-2044	7,500	1,444	759	524	407	574	650	3,142	1,433
-------------------------	-------	-------	-----	-----	-----	-----	-----	-------	-------

		Jurisdictional Permanent Housing Needs								Jurisdictional Emergency Housing Needs	
		Total	0 to ≤30%		>30 to ≤50%	>50 to ≤80%	>80 to ≤100%	>100 to ≤120%	>120%		
			Non-PSH	PSH							
Core Cities	Federal Way	Total Future Need: 2044	48,937	3,424	1,024	7,754	13,283	8,190	4,528	10,734	2,259
		Baseline Supply: 2019	37,677	1,625	78	6,912	13,075	7,209	3,416	5,362	107
		Net New Need: 2019-2044	11,260	1,799	946	842	208	981	1,112	5,372	2,152
	Issaquah	Total Future Need: 2044	20,803	1,829	575	1,604	1,955	3,534	2,120	9,186	673
		Baseline Supply: 2019	17,303	736	-	736	1,495	3,468	2,045	8,823	4
		Net New Need: 2019-2044	3,500	1,093	575	868	460	66	75	363	669
	Kent	Total Future Need: 2044	59,357	3,953	984	9,770	15,367	11,275	8,142	9,866	2,118
		Baseline Supply: 2019	49,157	2,081	-	8,982	15,049	10,455	7,213	5,377	169
		Net New Need: 2019-2044	10,200	1,872	984	788	318	820	929	4,489	1,949
	Kirkland	Total Future Need: 2044	53,218	5,882	2,558	4,836	4,756	8,369	5,472	21,345	2,671
		Baseline Supply: 2019	40,018	1,040	12	1,784	3,734	8,141	5,213	20,094	149
		Net New Need: 2019-2044	13,200	4,842	2,546	3,052	1,022	228	259	1,251	2,522
	Redmond	Total Future Need: 2044	51,739	7,778	3,752	5,274	4,949	9,618	5,233	15,135	4,023
		Baseline Supply: 2019	31,739	753	58	1,404	2,184	9,270	4,839	13,231	201
		Net New Need: 2019-2044	20,000	7,025	3,694	3,870	2,765	348	394	1,904	3,822
	Renton	Total Future Need: 2044	60,362	5,520	2,393	7,830	10,278	11,925	8,193	14,223	3,362
		Baseline Supply: 2019	43,362	1,410	232	6,206	9,259	10,863	6,988	8,404	114
		Net New Need: 2019-2044	17,000	4,110	2,161	1,624	1,019	1,062	1,205	5,819	3,248
	SeaTac	Total Future Need: 2044	17,674	960	352	3,217	4,184	2,886	1,558	4,517	1,127
		Baseline Supply: 2019	11,774	314	12	3,034	4,041	2,283	875	1,215	-
		Net New Need: 2019-2044	5,900	646	340	183	143	603	683	3,302	1,127
	Tukwila	Total Future Need: 2044	15,243	1,148	559	2,548	3,275	2,210	1,317	4,186	1,242
		Baseline Supply: 2019	8,743	252	88	2,274	3,061	1,600	625	843	-
		Net New Need: 2019-2044	6,500	896	471	274	214	610	692	3,343	1,242
High Capacity Transit Communities	Des Moines	Total Future Need: 2044	17,022	1,246	415	2,857	3,537	2,933	1,948	4,086	726
		Baseline Supply: 2019	13,222	456	-	2,626	3,310	2,652	1,630	2,548	-
		Net New Need: 2019-2044	3,800	790	415	231	227	281	318	1,538	726
	Kenmore	Total Future Need: 2044	12,659	1,422	559	1,318	1,576	1,352	1,602	4,830	620
		Baseline Supply: 2019	9,589	359	-	835	1,183	1,277	1,517	4,418	33
		Net New Need: 2019-2044	3,070	1,063	559	483	393	75	85	412	587
	Lake Forest Park	Total Future Need: 2044	6,434	441	173	428	515	712	1,056	3,109	166
		Baseline Supply: 2019	5,564	128	9	285	375	698	1,040	3,029	-
		Net New Need: 2019-2044	870	313	164	143	140	14	16	80	166

		Jurisdictional Permanent Housing Needs								Jurisdictional Emergency Housing Needs	
		Total	0 to ≤30%		>30 to ≤50%	>50 to ≤80%	>80 to ≤100%	>100 to ≤120%	>120%		
			Non-PSH	PSH							
High Capacity Transit Communities	Mercer Island	Total Future Need: 2044	11,808	613	178	487	674	1,510	1,239	7,107	237
		Baseline Supply: 2019	10,569	274	-	285	186	1,506	1,234	7,084	-
		Net New Need: 2019-2044	1,239	339	178	202	488	4	5	23	237
	Newcastle	Total Future Need: 2044	6,952	703	329	566	399	614	514	3,827	283
		Baseline Supply: 2019	5,472	76	-	133	377	605	504	3,777	-
		Net New Need: 2019-2044	1,480	627	329	433	22	9	10	50	283
	Shoreline	Total Future Need: 2044	37,372	4,776	1,991	4,234	4,499	5,059	4,109	12,704	2,620
		Baseline Supply: 2019	24,042	1,159	89	1,524	3,759	4,486	3,459	9,566	73
		Net New Need: 2019-2044	13,330	3,617	1,902	2,710	740	573	650	3,138	2,547
Woodinville	Total Future Need: 2044	7,928	921	449	640	625	1,360	902	3,031	388	
	Baseline Supply: 2019	5,895	67	-	286	469	1,331	869	2,873	-	
	Net New Need: 2019-2044	2,033	854	449	354	156	29	33	158	388	
Cities and Towns	Algona	Total Future Need: 2044	1,219	55	17	318	407	196	88	138	32
		Baseline Supply: 2019	1,049	23	-	310	400	182	72	62	-
		Net New Need: 2019-2044	170	32	17	8	7	14	16	76	32
	Beaux Arts ¹⁰	Total Future Need: 2044	120	1	-	4	9	2	10	94	-
		Baseline Supply: 2019	119	-	-	4	9	2	10	94	-
		Net New Need: 2019-2044	1	1	-	-	-	-	-	-	-
	Black Diamond	Total Future Need: 2044	4,742	826	392	445	641	512	498	1,428	554
		Baseline Supply: 2019	1,842	81	-	242	231	361	327	600	-
		Net New Need: 2019-2044	2,900	745	392	203	410	151	171	828	554
	Carnation	Total Future Need: 2044	((1,614)) 1,165	((244)) 194	((126)) 127	((164)) 154	((215)) 153	((130)) 87	((1,116))) 64	((624)) 389	((153)) 143
		Baseline Supply: 2019	815	5	-	141	130	87	63	389	-
		Net New Need: 2019-2044	((799)) 350	((239)) 189	((126)) 127	((23)) 13	((85)) 23	((43)) 0	((48)) 1	((235)) 0	((153)) 143
	Clyde Hill	Total Future Need: 2044	1,106	27	2	30	26	52	104	865	2
		Baseline Supply: 2019	1,096	24	-	28	23	52	104	865	-
		Net New Need: 2019-2044	10	3	2	2	3	-	-	-	2

¹⁰ Beaux Arts Village and Hunts Point both have growth targets of one unit, meaning their total need allocated is also one unit. The allocation process divides that unit up into multiple area median income bands, but to get need allocations that are whole numbers, we round all allocations in each area median income band and the Emergency Housing/Shelter category.

		Total	Jurisdictional Permanent Housing Needs							Jurisdictional Emergency Housing Needs
			0 to ≤30% Non-PSH	PSH	>30 to ≤50%	>50 to ≤80%	>80 to ≤100%	>100 to ≤120%	>120%	
Covington	Total Future Need: 2044	11,460	1,087	535	1,165	1,821	1,875	1,457	3,520	824
	Baseline Supply: 2019	7,150	71	-	562	1,821	1,592	1,136	1,968	-
	Net New Need: 2019-2044	4,310	1,016	535	603	-	283	321	1,552	824
Duvall	Total Future Need: 2044	3,668	316	141	221	341	323	321	2,005	195
	Baseline Supply: 2019	2,778	48	-	221	75	295	289	1,850	25
	Net New Need: 2019-2044	890	268	141	-	266	28	32	155	170
Enumclaw	Total Future Need: 2044	6,422	436	85	1,520	1,665	1,141	461	1,114	202
	Baseline Supply: 2019	5,365	274	-	1,481	1,604	1,048	355	603	-
	Net New Need: 2019-2044	1,057	162	85	39	61	93	106	511	202
Hunts Point ¹⁰	Total Future Need: 2044	186	1	-	15	5	3	15	147	-
	Baseline Supply: 2019	185	-	-	15	5	3	15	147	-
	Net New Need: 2019-2044	1	1	-	-	-	-	-	-	-
Maple Valley	Total Future Need: 2044	11,155	706	285	752	1,070	2,372	2,065	3,905	329
	Baseline Supply: 2019	9,435	164	-	432	1,044	2,300	1,984	3,511	-
	Net New Need: 2019-2044	1,720	542	285	320	26	72	81	394	329
Medina	Total Future Need: 2044	1,151	34	3	32	26	45	107	904	4
	Baseline Supply: 2019	1,132	29	-	29	18	45	107	904	-
	Net New Need: 2019-2044	19	5	3	3	8	-	-	-	4
Milton	Total Future Need: 2044	737	20	7	211	119	224	74	82	10
	Baseline Supply: 2019	687	7	-	211	111	221	71	66	-
	Net New Need: 2019-2044	50	13	7	-	8	3	3	16	10
Normandy Park	Total Future Need: 2044	2,960	170	21	166	285	230	826	1,262	29
	Baseline Supply: 2019	2,807	129	-	134	268	224	820	1,232	-
	Net New Need: 2019-2044	153	41	21	32	17	6	6	30	29
North Bend	Total Future Need: 2044	4,699	562	228	526	626	462	383	1,912	334
	Baseline Supply: 2019	2,951	129	-	405	405	364	272	1,376	-
	Net New Need: 2019-2044	1,748	433	228	121	221	98	111	536	334
Pacific	Total Future Need: 2044	2,601	60	12	814	889	474	157	195	26
	Baseline Supply: 2019	2,466	37	-	810	883	462	144	130	-
	Net New Need: 2019-2044	135	23	12	4	6	12	13	65	26

		Jurisdictional Permanent Housing Needs								Jurisdictional Emergency Housing Needs
		Total	0 to ≤30% Non-PSH	PSH	>30 to ≤50%	>50 to ≤80%	>80 to ≤100%	>100 to ≤120%	>120%	
Sammamish	Total Future Need: 2044	24,643	1,060	499	760	773	1,899	2,024	17,628	401
	Baseline Supply: 2019	22,543	110	-	341	541	1,899	2,024	17,628	-
	Net New Need: 2019-2044	2,100	950	499	419	232	-	-	-	401
Skykomish	Total Future Need: 2044	163	11	1	67	19	25	7	33	2
	Baseline Supply: 2019	153	9	-	67	18	24	6	29	-
	Net New Need: 2019-2044	10	2	1	-	1	1	1	4	2
Snoqualmie	Total Future Need: 2044	((6,174)) 5,393	((521)) 423	((248)) 244	((379)) 263	((349)) 283	((413)) 352	((630)) 561	((3,634)) 3,299	((318)) 300
	Baseline Supply: 2019	4,674	49	-	146	267	352	561	3,299	31
	Net New Need: 2019-2044	((1,500)) 719	((472)) 374	((248)) 244	((233)) 117	((82)) 16	((64)) 0	((69)) 0	((335)) 0	((287)) 269
Yarrow Point	Total Future Need: 2044	423	8	2	7	9	20	39	338	2
	Baseline Supply: 2019	413	4	-	4	8	20	39	338	-
	Net New Need: 2019-2044	10	4	2	3	1	-	-	-	2
Urban Unincorporated ¹¹	Total Future Need: 2044	90,067	3,770	608	7,079	11,218	11,018	9,252	47,122	1,109
	Baseline Supply: 2019	84,655	2,613	-	6,508	10,926	10,652	8,837	45,119	75
	Net New Need: 2019-2044	5,412	1,157	608	571	292	366	415	2,003	1,034

¹¹ This includes all Potential Annexation Areas within the High Capacity Transit Communities and Urban Unincorporated King County regional geographies.

Certificate Of Completion

Envelope Id: 6CB29A5B-53EC-4D9F-AD2C-74F3590E38CA	Status: Completed
Subject: Complete with Docusign: Ordinance 19946.docx, Ordinance 19946 Attachment A.pdf	
Source Envelope:	
Document Pages: 2	Signatures: 3
Supplemental Document Pages: 16	Initials: 0
Certificate Pages: 5	Envelope Originator:
AutoNav: Enabled	Cherie Camp
Envelopeld Stamping: Enabled	401 5TH AVE
Time Zone: (UTC-08:00) Pacific Time (US & Canada)	SEATTLE, WA 98104
	Cherie.Camp@kingcounty.gov
	IP Address: 198.49.222.20


Record Tracking

Status: Original	Holder: Cherie Camp	Location: DocuSign
7/2/2025 3:07:49 PM	Cherie.Camp@kingcounty.gov	
Security Appliance Status: Connected	Pool: FedRamp	
Storage Appliance Status: Connected	Pool: King County-Council	Location: Docusign


Signer Events

Signer Events	Signature	Timestamp
Girmay Zahilay girmay.zahilay@kingcounty.gov Council Chair Security Level: Email, Account Authentication (None)	<p>Signed by:</p>  <p>1AEA3C5077F8485...</p> <p>Signature Adoption: Pre-selected Style Using IP Address: 71.227.166.164</p>	<p>Sent: 7/2/2025 3:09:14 PM</p> <p>Viewed: 7/2/2025 4:04:00 PM</p> <p>Signed: 7/2/2025 4:04:11 PM</p>

Electronic Record and Signature Disclosure:
Accepted: 7/2/2025 4:04:00 PM
ID: 20c7904b-d21b-4602-8f41-409ab13bebfb

Melani Hay melani.hay@kingcounty.gov Clerk of the Council King County Council Security Level: Email, Account Authentication (None)	<p>DocuSigned by:</p>  <p>8DE1BB375AD3422...</p> <p>Signature Adoption: Pre-selected Style Using IP Address: 198.49.222.20</p>	<p>Sent: 7/2/2025 4:04:13 PM</p> <p>Viewed: 7/3/2025 7:05:32 AM</p> <p>Signed: 7/3/2025 7:05:43 AM</p>
--	---	--

Electronic Record and Signature Disclosure:
Accepted: 9/30/2022 11:27:12 AM
ID: 639a6b47-a4ff-458a-8ae8-c9251b7d1a1f

Shannon Braddock Shannon.Braddock@kingcounty.gov Deputy Executive Security Level: Email, Account Authentication (None)	<p>Signed by:</p>  <p>AAA4841FD7644BE...</p> <p>Signature Adoption: Uploaded Signature Image Using IP Address: 146.129.84.133</p>	<p>Sent: 7/3/2025 7:05:46 AM</p> <p>Viewed: 7/14/2025 1:41:42 PM</p> <p>Signed: 7/14/2025 1:41:58 PM</p>
---	--	--

Electronic Record and Signature Disclosure:
Accepted: 7/14/2025 1:41:42 PM
ID: 035ae773-9975-4ca8-9246-e92e6c030c9f

In Person Signer Events	Signature	Timestamp
Editor Delivery Events	Status	Timestamp
Agent Delivery Events	Status	Timestamp
Intermediary Delivery Events	Status	Timestamp

Certified Delivery Events	Status	Timestamp
---------------------------	--------	-----------

Carbon Copy Events	Status	Timestamp
--------------------	--------	-----------

Ames Kessler
akessler@kingcounty.gov
Executive Legislative Coordinator & Public Records
Officer
King County
Security Level: Email, Account Authentication
(None)
Electronic Record and Signature Disclosure:
Not Offered via DocuSign

COPIED

Sent: 7/3/2025 7:05:46 AM
Viewed: 7/3/2025 10:23:11 AM

Witness Events	Signature	Timestamp
----------------	-----------	-----------

Notary Events	Signature	Timestamp
---------------	-----------	-----------

Envelope Summary Events	Status	Timestamps
-------------------------	--------	------------

Envelope Sent	Hashed/Encrypted	7/2/2025 3:09:14 PM
Certified Delivered	Security Checked	7/14/2025 1:41:42 PM
Signing Complete	Security Checked	7/14/2025 1:41:58 PM
Completed	Security Checked	7/14/2025 1:41:58 PM

Payment Events	Status	Timestamps
----------------	--------	------------

Electronic Record and Signature Disclosure
--

ELECTRONIC RECORD AND SIGNATURE DISCLOSURE

From time to time, King County-Department of 02 (we, us or Company) may be required by law to provide to you certain written notices or disclosures. Described below are the terms and conditions for providing to you such notices and disclosures electronically through the DocuSign system. Please read the information below carefully and thoroughly, and if you can access this information electronically to your satisfaction and agree to this Electronic Record and Signature Disclosure (ERSD), please confirm your agreement by selecting the check-box next to 'I agree to use electronic records and signatures' before clicking 'CONTINUE' within the DocuSign system.

Getting paper copies

At any time, you may request from us a paper copy of any record provided or made available electronically to you by us. You will have the ability to download and print documents we send to you through the DocuSign system during and immediately after the signing session and, if you elect to create a DocuSign account, you may access the documents for a limited period of time (usually 30 days) after such documents are first sent to you. After such time, if you wish for us to send you paper copies of any such documents from our office to you, you will be charged a \$0.00 per-page fee. You may request delivery of such paper copies from us by following the procedure described below.

Withdrawing your consent

If you decide to receive notices and disclosures from us electronically, you may at any time change your mind and tell us that thereafter you want to receive required notices and disclosures only in paper format. How you must inform us of your decision to receive future notices and disclosure in paper format and withdraw your consent to receive notices and disclosures electronically is described below.

Consequences of changing your mind

If you elect to receive required notices and disclosures only in paper format, it will slow the speed at which we can complete certain steps in transactions with you and delivering services to you because we will need first to send the required notices or disclosures to you in paper format, and then wait until we receive back from you your acknowledgment of your receipt of such paper notices or disclosures. Further, you will no longer be able to use the DocuSign system to receive required notices and consents electronically from us or to sign electronically documents from us.

All notices and disclosures will be sent to you electronically

Unless you tell us otherwise in accordance with the procedures described herein, we will provide electronically to you through the DocuSign system all required notices, disclosures, authorizations, acknowledgements, and other documents that are required to be provided or made available to you during the course of our relationship with you. To reduce the chance of you inadvertently not receiving any notice or disclosure, we prefer to provide all of the required notices and disclosures to you by the same method and to the same address that you have given us. Thus, you can receive all the disclosures and notices electronically or in paper format through the paper mail delivery system. If you do not agree with this process, please let us know as described below. Please also see the paragraph immediately above that describes the consequences of your electing not to receive delivery of the notices and disclosures electronically from us.

How to contact King County-Department of 02:

You may contact us to let us know of your changes as to how we may contact you electronically, to request paper copies of certain information from us, and to withdraw your prior consent to receive notices and disclosures electronically as follows:

To contact us by email send messages to: cipriano.dacanay@kingcounty.gov

To advise King County-Department of 02 of your new email address

To let us know of a change in your email address where we should send notices and disclosures electronically to you, you must send an email message to us at cipriano.dacanay@kingcounty.gov and in the body of such request you must state: your previous email address, your new email address. We do not require any other information from you to change your email address.

If you created a DocuSign account, you may update it with your new email address through your account preferences.

To request paper copies from King County-Department of 02

To request delivery from us of paper copies of the notices and disclosures previously provided by us to you electronically, you must send us an email to cipriano.dacanay@kingcounty.gov and in the body of such request you must state your email address, full name, mailing address, and telephone number. We will bill you for any fees at that time, if any.

To withdraw your consent with King County-Department of 02

To inform us that you no longer wish to receive future notices and disclosures in electronic format you may:

- i. decline to sign a document from within your signing session, and on the subsequent page, select the check-box indicating you wish to withdraw your consent, or you may;
- ii. send us an email to cipriano.dacanay@kingcounty.gov and in the body of such request you must state your email, full name, mailing address, and telephone number. We do not need any other information from you to withdraw consent.. The consequences of your withdrawing consent for online documents will be that transactions may take a longer time to process..

Required hardware and software

The minimum system requirements for using the DocuSign system may change over time. The current system requirements are found here: <https://support.docusign.com/guides/signer-guide-signing-system-requirements>.

Acknowledging your access and consent to receive and sign documents electronically

To confirm to us that you can access this information electronically, which will be similar to other electronic notices and disclosures that we will provide to you, please confirm that you have read this ERSD, and (i) that you are able to print on paper or electronically save this ERSD for your future reference and access; or (ii) that you are able to email this ERSD to an email address where you will be able to print on paper or save it for your future reference and access. Further, if you consent to receiving notices and disclosures exclusively in electronic format as described herein, then select the check-box next to 'I agree to use electronic records and signatures' before clicking 'CONTINUE' within the DocuSign system.

By selecting the check-box next to 'I agree to use electronic records and signatures', you confirm that:

- You can access and read this Electronic Record and Signature Disclosure; and
- You can print on paper this Electronic Record and Signature Disclosure, or save or send this Electronic Record and Disclosure to a location where you can print it, for future reference and access; and
- Until or unless you notify King County-Department of 02 as described above, you consent to receive exclusively through electronic means all notices, disclosures, authorizations, acknowledgements, and other documents that are required to be provided or made available to you by King County-Department of 02 during the course of your relationship with King County-Department of 02.